

# Thermolight®

Translucent insulation material (TIM) made of glass fibres  
for profiled glass façades



Sainsbury Wellcome Center - Ian Ritchie Architects  
LEAF Awards: Overall winner; Best Facade Design (2016)

Perfect interaction of:

- Thermal insulation
- Sun protection
- Light diffusion
- Pleasant indoor climate

# Translucent Insulation Material (TIM)

Already industrial glazing (U-profiled glass) is no longer used for business and industrial buildings only, but has also arrived in high profile and modern architectural projects.

Double or multi-layered U-profiled glass is the ideal construction element to build aesthetic sashless facades and windows. In comparison to post-and-beam-constructions U-profiled glass can be used to fill window openings without grid dimensions of any width endlessly and cost-effectively up to heights of approximately 7 m.

Our translucent insulation insert Thermolight®100 improves the daylight utilisation of double-glazed and triple-glazed U-profiled glass facades, while providing excellent thermal insulation, sun protection and glare protection. The high light diffusion achieves virtually shadow-free room illumination.





# Optimisation of profiled glass façades

Thermolight specialises in the development and production of translucent insulation material (TIM) for profiled glass and accessories.

It is based on the same technology and know-how as that of the TIMax product, which was the most widely used thermal insulation in this sector for over 15 years, but whose production was discontinued at the beginning of 2022 and its machines, patents and expertise were taken over by Thermolight-GmbH & Co. KG.

Thermolight® is specially designed for use in facades made of U-profiled glass.

The translucent thermal insulation made of glass fibres combines light transmission with excellent thermal insulation of the facade (U-value) and enables glare-free use of daylight.

# Why Thermolight?



Sainsbury Wellcome Center - Ian Ritchie Architects

- Outstanding thermal insulation combined with first-class sun protection
- Unique light diffusion
- Pleasant feel-good room climate

With the translucent thermal insulation insert made of specially developed glass fibres, planners can economically adapt profiled glass façades to meet modern requirements for indoor climate, lighting and energy efficiency.



English National Ballet - Glenn Howells Architects  
RIBA Awards: RIBA London, Building of the Year 2021



Sports hall Görlinger Zentrum - Gebäudewirtschaft

## Sun and glare protection


With increased requirements for solar shading, Thermolight® reduces the energy input (g value) to a desired minimum and also prevents undesirable glare effects.





Open School Cologne - Hausmann Architecture









English National Ballet - Glenn Howells Architects

## Winter Visual Arts Center

Renowned architects such as Steven Holl rely on the combination of profiled glass and translucent thermal insulation.



## Long term experience




Visual Arts Building, Iowa - Steven Holl

Facades with translucent insulation material (TIM) have been successfully installed for almost 20 years. Due to its material properties, Thermolight® adapts ideally and flexibly to the dimensional tolerances of the profiled glass in accordance with EN. When correctly dimensioned and installed, there are no visible joints between the glass flange and Thermolight®.

Likewise, heat cracks cannot occur on the translucent thermal insulation, for example.

# TIM Standard constructions


TIM IN DOUBLE GLAZED LINIT-  
PROFILED GLASS



U-Value  
1,22

The standard construction for simple  
thermally insulated LINIT glass façades

TIM IN TRIPLE GLAZED LINIT-  
PROFILED GLASS



U-Value  
0,81

The solution for LINIT façades with im-  
proved thermal insulation

TWO TIMES TIM IN DOUBLE  
GLAZED LINIT-PROFILED GLASS -  
FLANGE ON FLANGE



U-Value  
0,69

TWO TIMES TIM IN DOUBLE  
GLAZED LINIT-PROFILED GLASS -  
FLANGES OFFSET

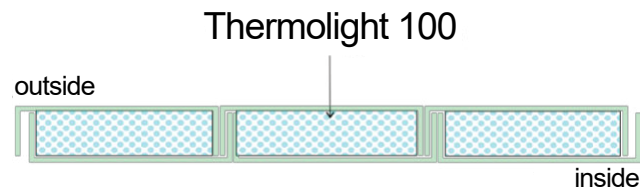


U-Value  
0,67

The standard construction for simple thermally  
insulated LINIT glass façades

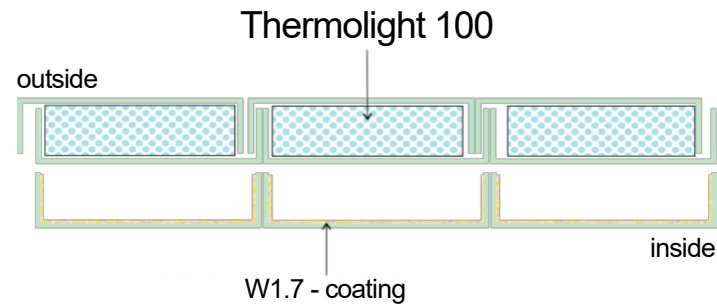
# DATA SHEET - COMBINATION OF LAMBERT'S LINIT PROFILED GLASS WITH THERMOLIGHT PRODUCTS

## 1. DOUBLE-GLAZED INSTALLATION METHOD LAMBERTS' LINIT WITH ONE THERMOLIGHT 100 (SERIES 83)



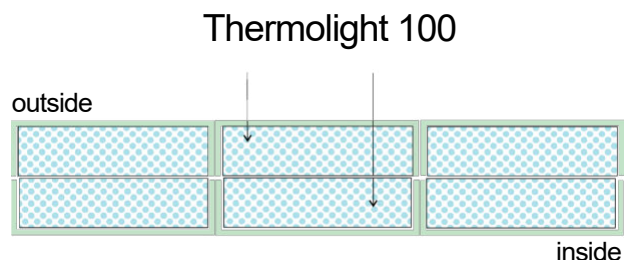
LAMBERTS' LINIT Outer shell	Thermolight Translucent insulation material TIM	LAMBERTS' LINIT Inner shell	U-Value (in W/m <sup>2</sup> K) (tested HFB according to EN 1946-4, DIN EN ISO 8990 and 12567-1)	Visible light transmission (tested according to EN 52022-3 and EN 410)	g-Value	STC Value Rw (in dB(A)) (estimated)
<b>a) Standard green glass melt:</b>						
LINIT 60/7 standard	Thermolight 100	LINIT 60/7 standard	1,22	0,33	0,33	43
LINIT 60/7 S (sandblasted)	Thermolight 100	LINIT 60/7 standard	1,22	0,27	0,28	43
LINIT 60/7 S (sandblasted)	Thermolight 100	LINIT 60/7 S (sandblasted)	1,22	0,21	0,26	43
LINIT 60/7 TCH L1 (color)	Thermolight 100	LINIT 60/7 standard	1,22	0,24	0,25	43
LINIT 60/7 TCH intensive white (color)	Thermolight 100	LINIT 60/7 standard	1,22	0,12	0,14	43
<b>b) Low iron glass melt:</b>						
LINIT 60/7 low iron	Thermolight 100	LINIT 60/7 low iron	1,22	0,35	0,36	43
LINIT 60/7 low iron S	Thermolight 100	LINIT 60/7 low iron	1,22	0,29	0,31	43
LINIT 60/7 low iron S	Thermolight 100	LINIT 60/7 low iron S	1,22	0,24	0,30	43
LINIT 60/7 low iron TCH L1 (color)	Thermolight 100	LINIT 60/7 standard	1,22	0,26	0,29	43
LINIT 60/7 low iron TCH intensive white	Thermolight 100	LINIT 60/7 standard	1,22	0,14	0,17	43

## 2. TRIPLE-GLAZED INSTALLATION METHOD LAMBERTS' LINIT WITH SINGLE-GLAZED 1.7W AND ONE THERMOLIGHT 100(SERIES 161)



LAMBERTS' LINIT Outer shell	Thermolight Translucent insulation material TIM	LAMBERTS' LINIT middle shell	LAMBERTS' LINIT Inner shell	U-Value (in W/m <sup>2</sup> K) (tested HFB according to EN 1946-4, DIN EN ISO 8990 and 12567-1)	Visible light transmission (tested according to EN 52022-3 and EN 410)	g-Value	STC Value Rw (in dB(A)) (estimated)
<b>a) Standard green glass melt:</b>							
LINIT 60/7 standard	Thermolight 100	LINIT 60/7 standard	LINIT 60/7 standard 1.7W	0,81	0,26	0,28	57
LINIT 60/7 S (sandblasted)	Thermolight 100	LINIT 60/7 standard	LINIT 60/7 standard 1.7W	0,81	0,23	0,26	57
LINIT 60/7 S (sandblasted)	Thermolight 100	LINIT 60/7 S (sandblasted)	LINIT 60/7 standard 1.7W	0,81	0,21	0,23	57
LINIT 60/7 TCH L1 (color)	Thermolight 100	LINIT 60/7 standard	LINIT 60/7 standard 1.7W	0,81	0,21	0,23	57
<b>b) Low iron glass melt:</b>							
LINIT 60/7 low iron	Thermolight 100	LINIT 60/7 standard	LINIT 60/7 standard 1.7W	0,81	0,27	0,31	57
LINIT 60/7 low iron S	Thermolight 100	LINIT 60/7 low iron	LINIT 60/7 standard 1.7W	0,81	0,25	0,29	57
LINIT 60/7 low iron S	Thermolight 100	LINIT 60/7 low iron S	LINIT 60/7 standard 1.7W	0,81	0,23	0,27	57
LINIT 60/7 low iron TCH L1 (color)	Thermolight 100	LINIT 60/7 low iron	LINIT 60/7 standard 1.7W	0,81	0,24	0,28	57

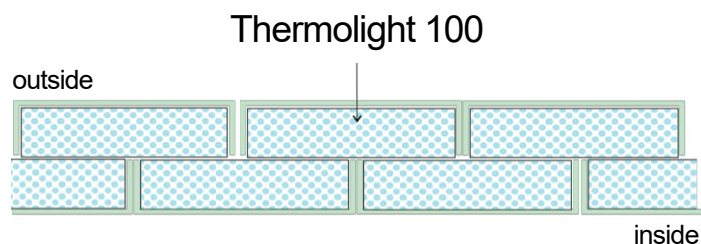
### 3. DOUBLE-GLAZED INSTALLATION METHOD LAMBERTS' LINIT WITH TWO THERMOLIGHT 100 (SERIES 161) - FLANGE ON FLANGE



LAMBERTS' LINIT Outer shell	Thermolight Translucent insulation material TIM	Thermolight Translucent insulation material TIM	LAMBERTS' LINIT Inner shell	U-Value (in W/m <sup>2</sup> K) (tested HFB according to EN 1946-4, DIN EN ISO 8990 and 12567-1)	Visible light transmission (tested according to EN 52022-3 and EN 410)	g-Value	STC Value Rw (in dB(A)) (estimated)
<b>a) Standard grüne Glasschmelze:</b>							
LINIT 60/7 standard	Thermolight 100	Thermolight 100	LINIT 60/7 standard	0,69	0,19	0,21	43
LINIT 60/7 S (sandblasted)	Thermolight 100	Thermolight 100	LINIT 60/7 standard	0,69	0,16	0,18	43
LINIT 60/7 S (sandblasted)	Thermolight 100	Thermolight 100	LINIT 60/7 S (sandblasted)	0,69	0,13	0,18	43
LINIT 60/7 TCH L1 (color)	Thermolight 100	Thermolight 100	LINIT 60/7 standard	0,69	0,15	0,18	43
LINIT 60/7 TCH intensive white (color)	Thermolight 100	Thermolight 100	LINIT 60/7 standard	0,69	0,08	0,11	43
<b>b) Eisenarme Glasschmelze:</b>							
LINIT 60/7 low iron	Thermolight 100	Thermolight 100	LINIT 60/7 low iron	0,69	0,20	0,22	43
LINIT 60/7 low iron S	Thermolight 100	Thermolight 100	LINIT 60/7 low iron	0,69	0,17	0,21	43
LINIT 60/7 low iron S	Thermolight 100	Thermolight 100	LINIT 60/7 low iron S	0,69	0,14	0,19	43
LINIT 60/7 low iron TCH L1 (color)	Thermolight 100	Thermolight 100	LINIT 60/7 standard	0,69	0,16	0,20	43
LINIT 60/7 low iron TCH intensive white	Thermolight 100	Thermolight 100	LINIT 60/7 standard	0,69	0,09	0,13	43



## 4. DOUBLE-GLAZED INSTALLATION METHOD LAMBERTS' LINIT WITH TWO THERMOLIGHT 100 (SERIES 161) - FLANGES OFFSET



LAMBERTS' LINIT Outer shell	Thermolight Translucent insulation material TIM	Thermolight Translucent insulation material TIM	LAMBERTS' LINIT Inner shell	U-Value (in W/m <sup>2</sup> K) (tested HFB according to EN 1946-4, DIN EN ISO 8990 and 12567-1)	Visible light transmission (tested according to EN 52022-3 and EN 410)	g-Value	STC Value Rw (in dB(A)) (estimated)
<b>a) Standard grüne Glasschmelze:</b>							
LINIT 60/7 standard	Thermolight 100	Thermolight 100	LINIT 60/7 standard	0,67	0,19	0,21	43
LINIT 60/7 S (sandblasted)	Thermolight 100	Thermolight 100	LINIT 60/7 standard	0,67	0,16	0,18	43
LINIT 60/7 S (sandblasted)	Thermolight 100	Thermolight 100	LINIT 60/7 S (sandblasted)	0,67	0,13	0,18	43
LINIT 60/7 TCH L1 (color)	Thermolight 100	Thermolight 100	LINIT 60/7 standard	0,67	0,15	0,18	43
LINIT 60/7 TCH intensive white (color)	Thermolight 100	Thermolight 100	LINIT 60/7 standard	0,67	0,08	0,11	43
<b>b) Eisenarme Glasschmelze:</b>							
LINIT 60/7 low iron	Thermolight 100	Thermolight 100	LINIT 60/7 low iron	0,67	0,20	0,22	43
LINIT 60/7 low iron S	Thermolight 100	Thermolight 100	LINIT 60/7 low iron	0,67	0,17	0,21	43
LINIT 60/7 low iron S	Thermolight 100	Thermolight 100	LINIT 60/7 low iron S	0,67	0,14	0,19	43
LINIT 60/7 low iron TCH L1 (color)	Thermolight 100	Thermolight 100	LINIT 60/7 standard	0,67	0,16	0,20	43
LINIT 60/7 low iron TCH intensive white	Thermolight 100	Thermolight 100	LINIT 60/7 standard	0,67	0,09	0,13	43

## Fire protection

Profiled glass meets the requirements of fire protection class A1, Thermolight®100 meets the requirements of fire protection class B1.

## Quality assurance

Thermolight® products are distributed exclusively with officially tested profiled glass products certified by Thermolight GmbH & Co. Kg in order to maintain the desired high quality standard.

The following technical values are expressly not transferable to other glass products.

Only actual test values from tests at authorised testing institutes are used for this purpose. Unsubstantiated statements, estimates and calculations by other glass manufacturers are not recognised.

Please also always refer to our product specifications and installation instructions and videos (available on our website [www.thermolight.info](http://www.thermolight.info) or from our sales staff).

## Liability and Guarantee

Our liability and guarantee are in line exclusively with the current edition of our “general terms and conditions of business. Current versions are available on our website, [www.thermolight.info](http://www.thermolight.info).

It is apparent from this, that all product information transmitted in this brochure or in any other form by employees of Thermolight GmbH & Co. KG (technical specifications, product tests, specialist reports, type static calculations, application diagrams, tendering texts etc.) constitutes only voluntary detail based on our current prevalent knowledge (there is a possibility of human and printing errors).

The respective planner, building client and architect, agent glass dealer and business effecting the assembly must carry out critical checks on the product information received from us – either verbally or in writing – firstly to confirm compliance with current relevant international and national standards and building regulations as well as guild and professional association guidelines, and secondly to establish whether they entirely meet the respective requirements of the specific building project and are suitable for such.

Should it transpire that the information received from us for the specific project either is or was incorrect, then the planner, architect, or – if applicable – manufacturing plant shall be solely liable based on their obligation of inspection.

The customer must be convinced that the goods supplied are in perfect condition and check that they are useable for the specific application, in observance of the aforementioned conditions.

Thermolight GmbH & Co. KG reserves the right to modify the details of structure, equipment and accessories in the catalogues, brochures and drawings in circulation. This may be at any time and without prior warning, if such is in the interests of further development or necessary for technical reasons relating to production/sales.

As previously stated, our liability and guarantee are in line exclusively with the current edition of our “general terms and conditions of business“. Current versions are available on our website, [www.thermolight.info](http://www.thermolight.info).

As even our latest brochures may contain information, which – due to the passing of time - is no longer current or which may even be incorrect, it is the duty of the potential purchaser to check our current information on the internet website at [www.thermolight.info](http://www.thermolight.info) at every stage of the project process (architect’s drafting of tender, order acceptance by the manufacturing plant, ordering from us etc.) and, where applicable, to incorporate this in his/her respective area of responsibility.

The publication of this brochure supersedes all previously published product information regarding Thermolight.

Due to different photography and printing processes, the colours of the actual products and their perception in practice may differ from those in the illustrations on these pages.



# Thermolight®

Thermolight GmbH & Co. KG  
Mühlweg 2, 95632 Wunsiedel, Germany

Telephone  
+49 (0) 9233 77544 0

CONTACT US  
[www.thermolight.info](http://www.thermolight.info)  
[info@thermolight.info](mailto:info@thermolight.info)